

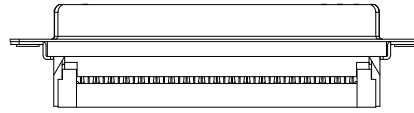
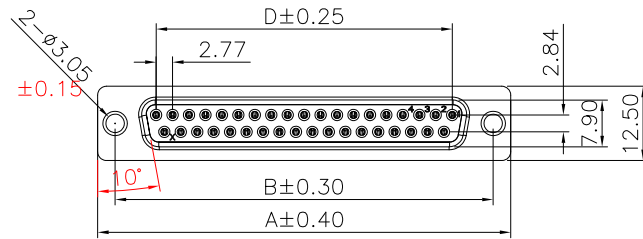
1

2

3

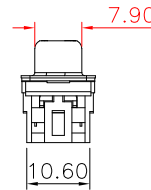
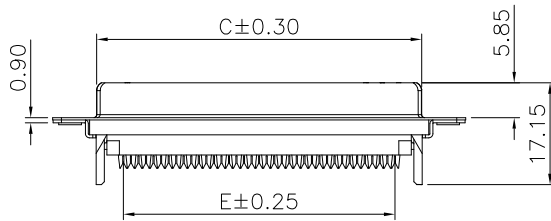
4

5

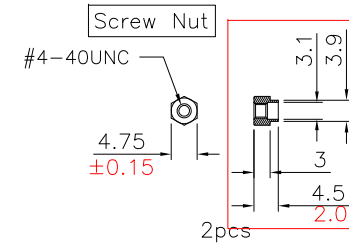
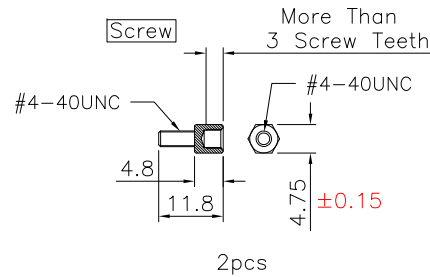

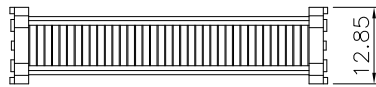


Specifications:
 Current Rating: 1A AC,DC
 Voltage Rating: 250V AC,DC
 Contact Resistance: 20m ohm.Max
 Insulation Resistance: 1000M ohm.Min
 Withstanding Voltage: 500V AC/Minute
 Operating Temperature Range: -40°C ~ +105°C

Material:
 Insulator: PBT(UL94V-0)
 Insulator Color: Black **Not mentioned**
 Contact: Brass, Gold Plated Over Nickel
 Shell: Spcc, Nickel Plated



Circuits	Dim									
	A	prior 20/06	B	prior 20/06	C	prior 20/06	D	prior 20/06	E	prior 20/06
9	30.80	30.80	25.00	25.00	16.35	16.35	11.08	11.08	10.16	10.16
15	39.14	39.14	33.30	33.30	24.75	24.75	19.39	19.39	17.78	17.78
25	53.05	53.05	47.04	47.04	38.35	38.35	33.24	33.24	30.48	30.48
37	69.32	69.32	63.50	63.50	54.75	54.75	49.86	49.86	45.72	45.72



Note: Dimension in red represents old dimension

RoHS Compliant

				DRAWN:	GENERAL TOLERANCE: .X=±0.30 ±0.20 .XX=±0.20 ±0.15	<h1 style="color: red; text-align: center;">CnC Tech</h1> <p style="text-align: center;">Industrial Cable and Connector Technology</p>		
				CHECKED:	UNIT: MM SCALE: 1:1			DESCRIPTION: D-SUB IDC FEMALE FLAT CABLE CONNECTOR
				APPROVAL:	SHEET: 1 / 1	PART NO:	A4	
REV	DATE	FILE	BY		PROJECTION:	400F0-XX-1-00		

A

B

C

D